


Casino Security Checklist Template

 Show only Checklist

Display Style
Default 

Perimeter Security

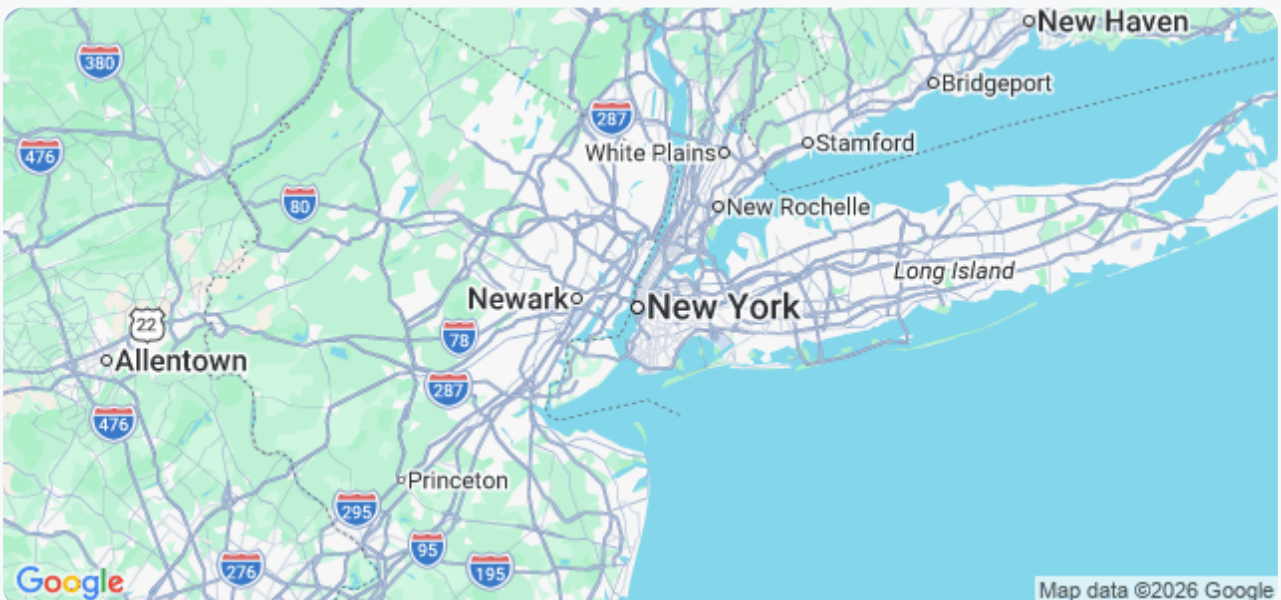
Checks related to the external boundaries of the casino.

Last Perimeter Patrol Start Time

Enter time...

Fence Breach Location (if any)

 Set My Current Location



Number of Gates Secured

Gate Status (Open/Closed/Locked)


 Open Closed Locked

Number of Security Cameras Functioning at Perimeter

Description of any Observed Damage to Perimeter Fence

Date of Last Perimeter Fence Repair

Photo of Perimeter Condition

 Upload File

Surveillance System

Verification of camera functionality, recording, and monitoring.

Camera 1: Frame Rate (FPS)

Camera 2: Resolution (pixels)

Last System Reboot Time

Last Maintenance Date

Recording Status (Active/Inactive)

Active

Inactive

Audio Recording Enabled (Yes/No)

Yes

No

Notes on Camera Functionality

Write something...

Screenshot of System Dashboard

 Upload File

Access Control

Assessment of door locks, card readers, and authorized personnel.

Card Reader ID 1:

Enter a number...

Card Reader ID 2:

Enter a number...

Door 1 Lock Status:

- Locked
- Unlocked
- Malfunctioning

Door 3 Operational Status:

- Operational
- Temporarily Restricted
- Out of Service

Last Access Control System Audit Date:

Enter date...

Time of Last Security Patrol Check:

Enter time...

Any Observed Access Control Issues/Notes:

Write something...

Gaming Floor Security

Observations of dealer practices, chip handling, and player behavior.

Dealer Shift Start Time

Dealer License Verification Status

- Verified
- Pending
- Expired

Chip Tray Count Discrepancy (if any)

Any Unusual Player Behavior Noted?

Table Game Temperature Check Status

- Within Range
- Too Hot
- Too Cold

Last Chip Inventory Date

Enter date...

Security Breaches Observed (check all that apply)

- Card Counting
- Collusion
- Theft
- None

Serial Number of Suspected Tampered Chip (if any)

Write something...

Cash Handling Procedures

Verification of drop box management, cage security, and vault operations.

Drop Box Collection Time

Enter time...

Number of Drop Boxes Collected

Enter a number...

Starting Cash Drawer Amount

Enter a number...

Ending Cash Drawer Amount

Enter a number...

Cash Count Verification Method

- Dual Count
- Manager Review
- Automated System

Notes on Cash Handling Discrepancies

Write something...

Date of Cash Drop

Enter date...

Chip Handling Procedure Followed?

- Yes
- No

Cash Handler Signature

Employee Screening & Training

Review of background checks, ongoing training, and adherence to protocols.

Background Check Completion Date

Number of Training Hours Completed

Training Program Type

- Security Awareness
- Responsible Gaming
- Cash Handling
- Emergency Procedures

Topics Covered in Training

- Security Protocols
- Privacy Regulations
- Customer Service
- Conflict Resolution

Notes on Employee Performance during Training

Write something...

Training Assessment Result

- Pass
- Needs Improvement
- Fail

Next Training Refresher Date

Enter date...

Emergency Response

Assessment of emergency plans, fire safety equipment, and evacuation procedures.

Last Fire Drill Date

Enter date...

Last Fire Drill Start Time

Enter time...

Number of Employees Trained in First Aid/CPR

Enter a number...

Fire Extinguisher Inspection Status

- Up to Date
- Needs Inspection
- Out of Service

Emergency Exit Lighting Functionality

- Fully Functional
- Dim/Flickering
- Not Working

Notes on any Emergency Response Concerns

Write something...

Photos of Emergency Exits (if needed)

 Upload File

IT Security

Checks related to network security, data protection, and system access.

Firewall Rule Count

Antivirus Software Status

- Active
- Inactive
- Needs Update

Last Security Patch Installation Date

Last Backup Completion Time


Description of Recent Security Incidents (if any)

Write something...

Which security protocols are implemented?

- Two-Factor Authentication
- Encryption at Rest
- Intrusion Detection System
- Regular Vulnerability Scanning

Attach Latest Security Audit Report

 Upload File

Crowd Management

Assessment of strategies for managing large crowds and preventing incidents.

Estimated Crowd Size

Enter a number...

Peak Activity Time

Enter time...

Crowd Density Level (Low, Medium, High)

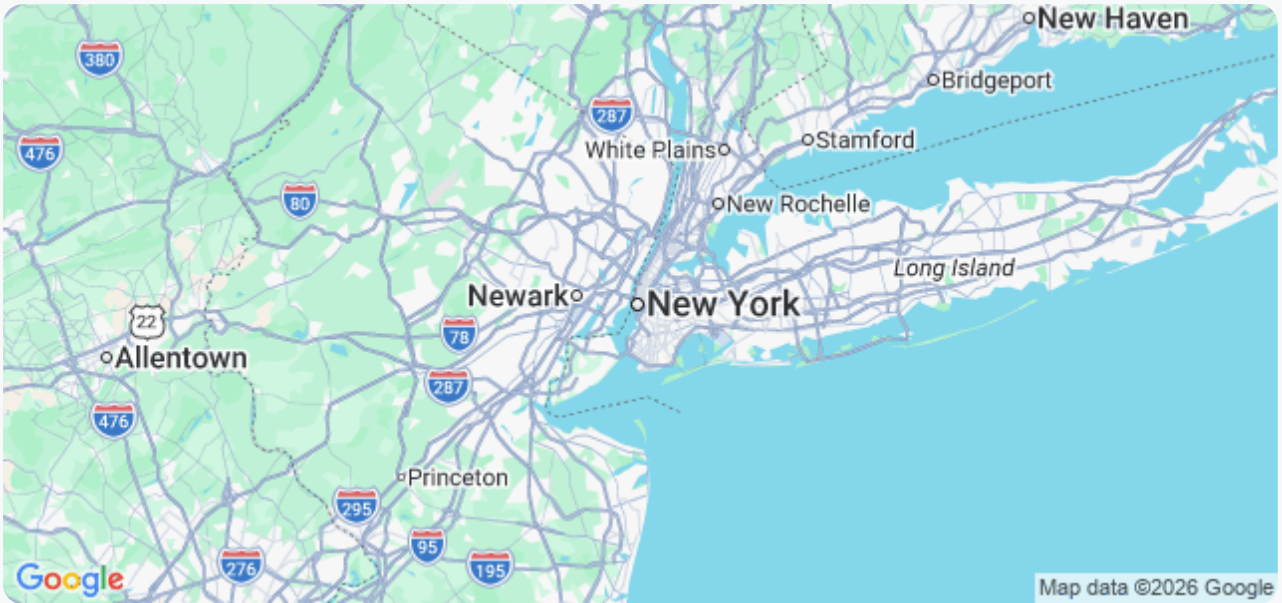
- Low
- Medium
- High

Potential Crowd Management Risks (Select all that apply)

- Overcrowding
- Line Management Issues
- Escalation of Disputes
- Unauthorized Access
- Emergency Exit Blockage

Known Congestion Points

 [Set My Current Location](#)



Observations/Notes on Crowd Behavior

Write something...

Date of Observation

Enter date...

VIP Security

Specific protocols and checks for high-profile guests.

VIP Guest Arrival Details

Write something...

Scheduled Arrival Date

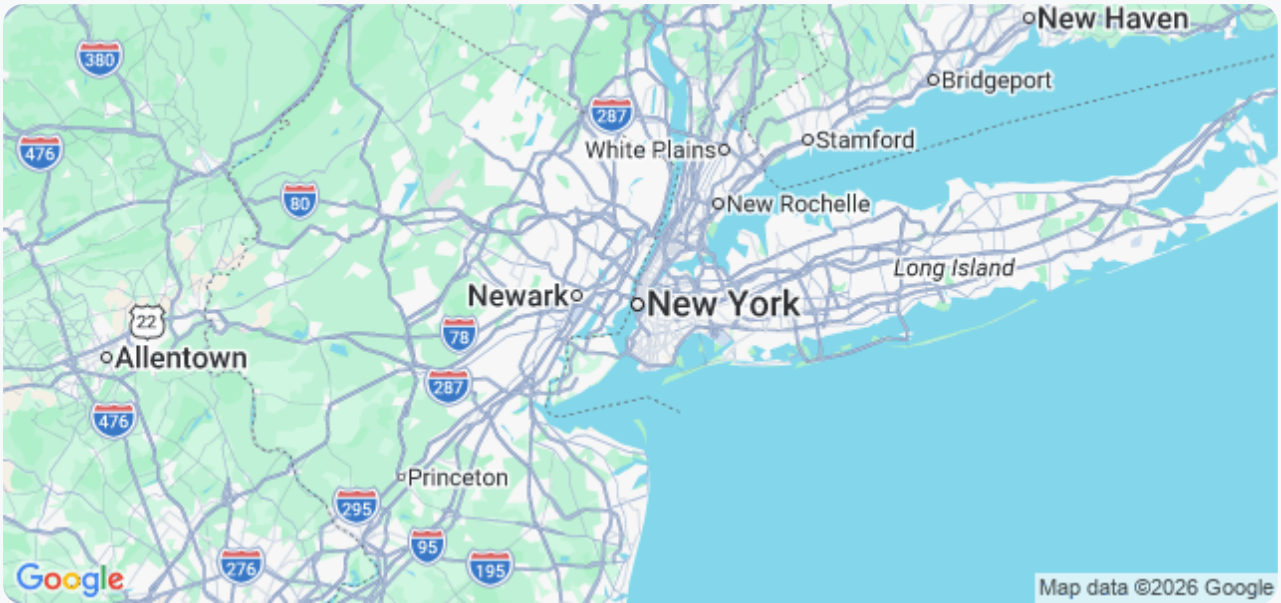
Enter date...

Scheduled Arrival Time

Enter time...

Designated VIP Transportation Pick-up Point

 Set My Current Location



Assigned Security Detail Level

- Level 1 (Standard)
- Level 2 (Enhanced)
- Level 2 (Executive)
- Level 3 (Premium)

Number of Guests in VIP Party

Enter a number...

Requested Amenities (Check all that apply)

- Private Transportation
- Dedicated Host
- Suite Upgrade
- Custom Dining Requests
- Personal Security Escort

VIP Profile Document (Optional)

 Upload File