


Farm Nutrient Management Checklist

 Show only Checklist

Display Style
Default 

Plan Review & Updates

Review and update your nutrient management plan to ensure it aligns with current regulations and farm needs.

Last Plan Review Date

Enter date...

Summary of Changes Made (if any)

Write something...



Regulatory Compliance Check

- Compliant
- Needs Review
- Non-Compliant

Revision Number

Enter a number...

Updated Nutrient Management Plan (PDF)

 Upload File

Soil Testing & Analysis

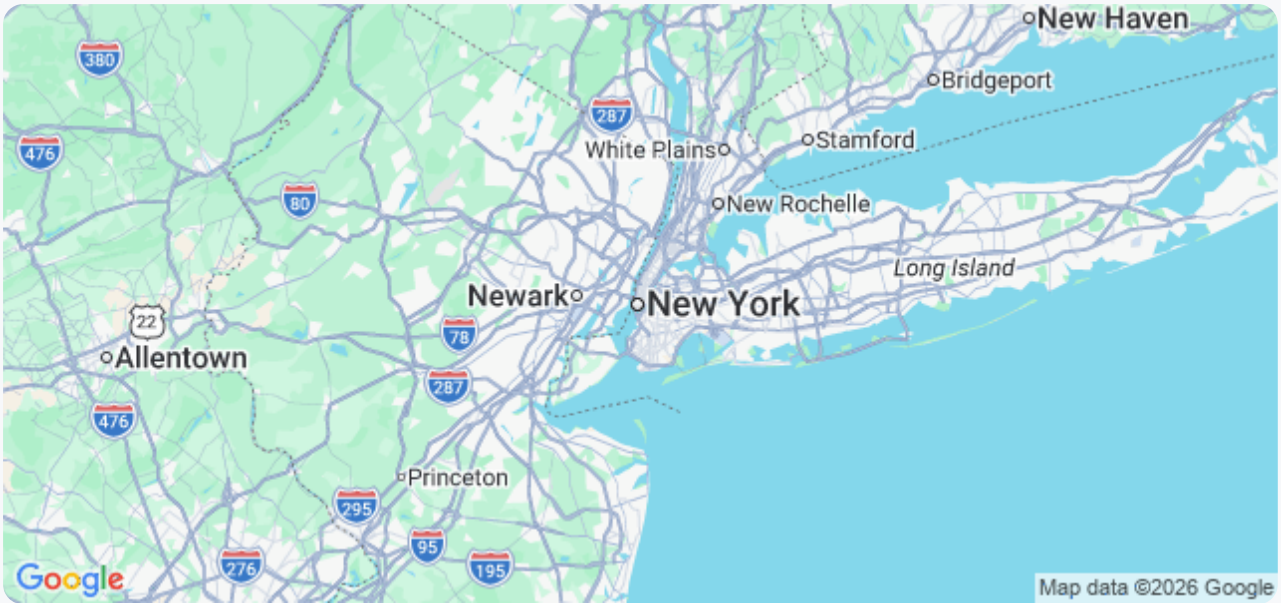
Schedule and analyze soil samples to determine nutrient levels and adjust fertilizer applications accordingly.

Date of Soil Sample Collection

Enter date...

GPS Coordinates of Sampling Location

 [Set My Current Location](#)



Soil Type (e.g., Loam, Clay, Sandy)

- Loam
- Clay
- Sandy
- Silt
- Peat

pH Level (after testing)


Enter a number...

Nitrate (NO₃) Level (ppm)

Phosphorus (P) Level (ppm)

Potassium (K) Level (ppm)

Upload Soil Test Lab Report (PDF)

 Upload File

Fertilizer Storage & Handling

Check storage containers for leaks or damage, ensure proper labeling, and follow safety protocols for handling fertilizers.

Bin Temperature (degrees Celsius)

Container Condition

- Excellent
- Good
- Fair
- Poor - Requires Repair

Product Name/Type

Write something...

Remaining Product Quantity (kg/lbs)

Enter a number...

Safety Equipment Checked?

- Gloves
- Respirator
- Eye Protection
- Bunker Liner Integrity

Last Inspection Date

Enter date...

Application Timing & Rates

Verify application timing and rates are accurate and consistent with the nutrient management plan, considering weather conditions and crop needs.

Planned Application Date

Planned Application Time

Nitrogen Application Rate (lbs/acre)

Phosphorus Application Rate (lbs/acre)

Potassium Application Rate (lbs/acre)

Application Method

- Broadcast
- Band
- Side-dress
- Fertigation

Weather Conditions

- Clear
- Cloudy
- Rain
- Windy

Notes/Observations (e.g., field conditions, adjustments made)

Write something...

Equipment Calibration

Calibrate fertilizer application equipment regularly to ensure accurate and uniform application.

Applicator Calibration Date

Enter a number...

Application Rate (lbs/acre)

Enter a number...

Actual Output (gallons/lbs)

Enter a number...

Calibration Adjustment (%),

Enter a number...

Equipment Type

- Sprayer
- Fertilizer Spreader
- Other

Last Calibration Date

Enter date...

Calibration Notes/Adjustments

Write something...

Record Keeping

Maintain detailed records of fertilizer applications, soil test results, and equipment maintenance.

Date of Record Entry

Enter date...

Field ID

Enter a number...

Fertilizer Application Rate (lbs/acre)

Enter a number...

Fertilizer Type

- Urea
- Ammonium Nitrate
- MAP
- DAP
- Potash

Notes/Observations

Write something...

Soil Test Results (Optional)

 Upload File

Application Area (Acres)

Enter a number...

Manure Management

If applicable, check manure storage, application rates, and compliance with regulations.

Last Manure Storage Inspection Date

Enter date...

Manure Storage Capacity (cubic meters)

Enter a number...

Current Manure Volume (estimated, cubic meters)

Enter a number...

Manure Storage Type

- Open Pond
- Covered Lagoon
- Solid Stack
- Other

Notes on Storage Condition (leaks, odor, etc.)

Write something...

Manure Application Method

- Broadcast
- Injection
- Surface Irrigation

Application Rate (kg/ha)

Enter a number...

Last Manure Application Date

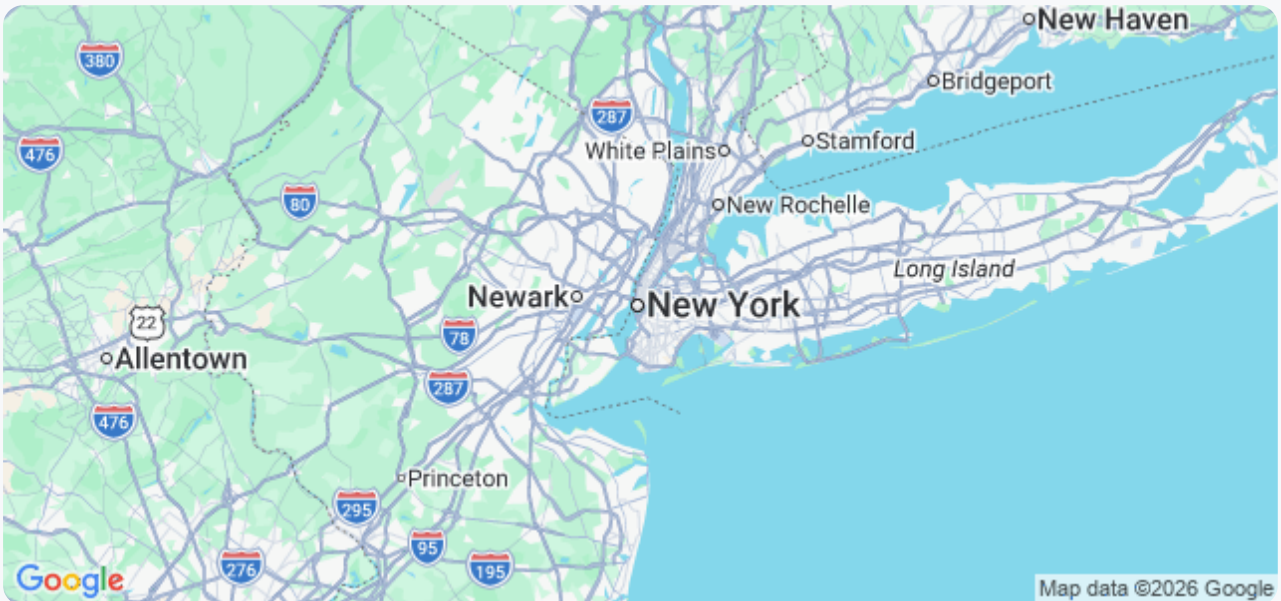
Enter date...

Environmental Protection

Assess risk of nutrient runoff and implement best management practices to protect water resources.

Buffer Zone Location

 [Set My Current Location](#)



Runoff Risk Score (1-10)

Enter a number...

Erosion Control Measures Implemented?

Yes

No

Potential Water Sources at Risk?

- Surface Water
- Groundwater
- Both

Last Buffer Zone Inspection Date

Enter date...

Describe any observed environmental concerns

Write something...