



# Final Punch List Completion Checklist

## General Site Cleanliness

Verification of overall site cleanliness, including debris removal, waste disposal, and surface cleaning.

### Overall Site Condition Description

Write something...

### Debris Types Remaining (Check all that apply)

- ☐ Construction Waste
- ☐ Packaging Materials
- ☐ Landscaping Debris
- ☐ Personal Belongings
- ☐ Other (Specify in LONG\_TEXT)

### Estimated Cubic Yards of Waste Removed

Enter a number...

### Photos of Cleaned Areas (Evidence of Completion)

 Upload File

### Surface Cleaning Status

- ☐ Complete
- ☐ Partial
- ☐ Not Started

### Specific Areas Requiring Additional Cleaning (if applicable)

Write something...

### Final Dust Removal Verification

- ☐ Yes
- ☐ No

## Exterior Works

Inspection and verification of completed exterior elements, including landscaping, paving, exterior lighting, and drainage.

### Landscaping Completion (%)

Enter a number...

### Paving Issues Resolved?

- ☐ Cracks
- ☐ Settlement
- ☐ Discoloration
- ☐ None

**Exterior Lighting Notes**

Write something...

**Sprinkler System Backflow Test Date**

Enter date...

**Drainage Issue Location (if applicable)**


 [Set My Current Location](#)



**Exterior Painting Touch-up Description (if applicable)**

Write something...

**Photo Evidence of Completed Exterior Works**

 Upload File

# Interior Finishes

Assessment of interior finishes, including painting, flooring, wall coverings, and trim work.

## Wall Paint Matching Score (0-100)

Enter a number...

## Description of any minor paint touch-ups needed.

Write something...

## Flooring Issues Detected?

- ☐ Scratches
- ☐ Gaps
- ☐ Unevenness
- ☐ Stains
- ☐ None

## Describe any flooring repairs required.

Write something...


## Trim Work Condition

- ☐ Excellent
- ☐ Good
- ☐ Fair
- ☐ Poor

### Detailed notes about trim issues.

Write something...

### Upload photos of finish inconsistencies (optional)

 Upload File

## Mechanical Systems (HVAC)

Confirmation of proper function, performance, and labeling of heating, ventilation, and air conditioning systems.

### Supply Air Temperature (Supply)

Enter a number...

### Return Air Temperature

Enter a number...

### Exhaust Fan CFM (if applicable)

Enter a number...

### Airflow Direction Verification

- ☐ Correct
- ☐ Incorrect - Requires Adjustment

### Condensate Drain Verification

- ☐ Clear
- ☐ Obstructed - Requires Clearing

### Notes on HVAC System Operation or Adjustments

Write something...

### HVAC System Performance Test Report (Optional)

 Upload File

### HVAC System Commissioning Date

Enter date...

### Time of System Performance Testing

## Plumbing Systems

Verification of functionality, leak testing, and proper operation of all plumbing fixtures and piping.

### Water Pressure (PSI)

Enter a number...

### Hot Water Temperature (°F)

Enter a number...

### Sewer Line Leak Test Result

- ☐ Pass
- ☐ Fail
- ☐ N/A

### Water Heater Flush Performed?

- ☐ Yes
- ☐ No

### Notes/Comments on Plumbing System Inspection

Write something...


### Date of Plumbing System Inspection

Enter date...

### Drainage Slope Verified?

- ☐ Yes
- ☐ No

**Plumbing Inspection Photos (Optional)**

 Upload File

**Electrical Systems**

Testing and confirmation of all electrical fixtures, outlets, switches, and safety devices. Includes lighting verification.

**Outlet Voltage (each circuit)**

Enter a number...

**Ground Resistance (Ohms)**

Enter a number...

**GFCI Testing Results (each)**

- ☐ Pass
- ☐ Fail
- ☐ N/A

**Smoke Detector Functionality (each)**

- ☐ Pass
- ☐ Fail
- ☐ N/A



### Notes on Electrical System Operation/Deficiencies

Write something...

### Electrical System Test Reports (if applicable)

 Upload File

### Date of Last Electrical Inspection

Enter date...

## Doors & Windows

Inspection of door and window operation, alignment, sealing, and hardware functionality.

### Door/Window Number

Enter a number...

### Door/Window Operation

- ☐ Operates Smoothly
- ☐ Binding/Difficult to Operate
- ☐ Sticking
- ☐ Other (Specify)

### Description of Issues (if applicable)

Write something...

### Hardware Functionality

- ☐ Functional
- ☐ Loose
- ☐ Missing
- ☐ Damaged

### Sealing/Weatherstripping

- ☐ Adequate
- ☐ Leaking
- ☐ Missing
- ☐ Damaged

### Photo of Issue (if applicable)

 Upload File

### Date of Issue Identified

Enter date...

### Correction Status

- ☐ Not Corrected
- ☐ Corrected
- ☐ Pending Correction

# Fire Safety Systems

Verification of fire alarms, sprinkler systems, fire extinguishers, and emergency exit signage.

## Fire Extinguisher Count Verification

Enter a number...

## Fire Alarm System Test Results

- ☐ Passed
- ☐ Failed - Needs Remediation
- ☐ Partial Pass - Requires Follow-Up

## Last Fire Drill Date

Enter date...

## Sprinkler System Inspection Status

- ☐ Inspection Complete & Approved
- ☐ Inspection Pending
- ☐ Inspection Required

## Fire Safety Deficiencies / Remediation Notes

Write something...

## Number of Fire Extinguishers Verified

Enter a number...

### Emergency Exit Signage Condition

- ☐ All Signs Present & Illuminated
- ☐ Missing/Damaged Sign(s)
- ☐ Requires Inspection

## Accessibility Compliance

Confirmation that all accessibility requirements (ADA) have been met and are functioning correctly.

### Ramp Slope Verification

- ☐ Compliant
- ☐ Non-Compliant - Requires Correction
- ☐ N/A - No Ramp Present

### Doorway Width (Minimum)

Enter a number...

### Accessible Toilet Room - Grab Bar Installation

- ☐ Installed and Secure
- ☐ Missing/Damaged
- ☐ N/A - No Toilet Room

### Accessible Route of Travel Notes

Write something...

### Accessible Parking Spaces

- ☐ Correct Number Present & Marked
- ☐ Insufficient Number
- ☐ Incorrect Marking
- ☐ N/A - No Parking Area

### Signage Compliance

- ☐ Compliant - Braille & Pictograms Present
- ☐ Non-Compliant - Missing or Incorrect
- ☐ N/A - No Required Signage

### Accessible Entrance Location

 [Set My Current Location](#)



## Documentation & As-Builts

Verification that all required documentation, including warranties, operation manuals, and as-built drawings, are complete and readily available.

### Warranty Documents - HVAC System

 Upload File

### Warranty Documents - Plumbing Fixtures

 Upload File

### Operation and Maintenance Manuals - Electrical Systems

 Upload File

### Summary of Outstanding Items (if any)

Write something...

### Date of As-Built Drawing Submission

Enter date...

### Revision Number of As-Built Drawings

Enter a number...

### As-Built Drawings Received?

☐ Yes

☐ No

**Notes regarding As-Built Drawing accuracy (if applicable)**

Write something...

**All Operation Manuals Provided?**

- ☐ Yes
- ☐ No