



# Insurance Claims Reserves Review Checklist

## Data Collection & Validation

Verify completeness and accuracy of data used for reserve calculations.

### Date of Loss Occurrence

### Claim Number

### Loss Type (e.g., Property, Liability, Auto)

- ☐ Property
- ☐ Liability
- ☐ Auto
- ☐ Workers' Compensation
- ☐ Other

### Initial Loss Estimate


Description of Loss

Write something...

Policy Status

- ☐ Active
- ☐ Cancelled
- ☐ Lapsed

Supporting Documentation (e.g., Police Report, Photos)

 Upload File

Loss Ratio Analysis

Evaluate loss ratios against historical trends and industry benchmarks.

Current Loss Ratio

Enter a number...

Prior Year Loss Ratio

Enter a number...

Industry Average Loss Ratio

Enter a number...

### Trend Direction (Loss Ratio)

- ☐ Increasing
- ☐ Decreasing
- ☐ Stable

### Explanation of Loss Ratio Trends

Write something...

### Earned Premium for Period

Enter a number...

## Development Pattern Review

Assess the pattern of loss development over time.

### Ultimate Loss Ratio (Projected)

Enter a number...

### Date of Last Development Pattern Analysis

Enter date...

### Development Pattern Type

- ☐ Chain Ladder
- ☐ Bornhuetter-Ferguson
- ☐ Other

### Description of Observed Development Pattern

Write something...

### Average Loss Development Factor (ALDF)

Enter a number...

### Date of Significant Change in Development Pattern (if applicable)

Enter date...

### Explanation for any deviations from expected development patterns

Write something...

## Severity Analysis

Analyze the trend and potential impact of claim severity.

### Average Claim Severity (Current Year)

Enter a number...

### Average Claim Severity (Prior Year)

Enter a number...

### Percentage Change in Severity

Enter a number...

### Description of any significant trends in claim severity

Write something...

### Potential Drivers of Severity Increase (select all that apply)

- ☐ Increased Litigation Costs
- ☐ More Complex Claims
- ☐ Rising Medical Expenses
- ☐ Changes in Claim Handling Procedures
- ☐ Economic Inflation

### Date of last severity analysis review

Enter date...

## Incurred But Not Reported (IBNR) Analysis

Review the methodology and reasonableness of IBNR estimates.

### Current IBNR Estimate

Enter a number...

### Historical Trend of IBNR

Enter a number...

### Average Period for Claim Reporting

Enter a number...

### Estimated Claim Reporting Lag (Months)

Enter a number...

### IBNR Calculation Method


- ☐ Chain Ladder
- ☐ Bornhuetter-Ferguson
- ☐ Loss Ratio Method
- ☐ Other

### Justification for IBNR Calculation Method

Write something...

### Date of Last IBNR Review

### Supporting Documentation (e.g., actuarial reports)

 Upload File

## Discount Rate Assessment

Evaluate the appropriateness of the discount rate applied to future payments.

### Current Discount Rate (%)

### Rationale for Current Discount Rate

### Yield on Relevant Benchmark Securities (e.g., Treasury Bonds)

### Date of Benchmark Rate Determination

### Explanation of Any Deviation from Benchmark Rate

Write something...

### Methodology for Discount Rate Selection

- ☐ Yield Curve Based
- ☐ Cost of Capital
- ☐ Other (Specify)

If 'Other' selected above, please specify methodology.

Write something...

## Legal & Regulatory Compliance

Ensure compliance with relevant accounting standards and regulatory requirements.

### Applicable Accounting Standards

- ☐ IFRS
- ☐ US GAAP
- ☐ Local GAAP

### Regulatory Reporting Requirements

- ☐ Solvency II
- ☐ NAIC Standards
- ☐ Local Regulations



### Last Regulatory Exam Date

Enter date...

### Permit/License Number

Enter a number...

### Summary of Recent Regulatory Changes

Write something...

### Copy of Regulatory License

 Upload File

## Documentation & Audit Trail

Confirm adequate documentation supports reserve decisions and allows for auditability.

### Date of Reserve Review

Enter date...


### Summary of Review Findings

Write something...

### Review Methodology Used

- ☐ Actuarial Model
- ☐ Loss Reserving Guidelines
- ☐ Combination of Methods

### Supporting Documentation (e.g., spreadsheets, reports)

 Upload File

### Reviewer Signature

### Total Page Count of Supporting Documents

Enter a number...

## Sensitivity Analysis

Perform sensitivity analysis to assess the impact of key assumptions on reserve estimates.

### Loss Ratio Increase/Decrease (%)

Enter a number...

### Claim Severity Increase/Decrease (%)

Enter a number...

### Discount Rate Change (%)

Enter a number...

### IBNR Estimate Variance (%)

Enter a number...

### Assumption Type

- ☐ Loss Ratio
- ☐ Claim Severity
- ☐ Discount Rate
- ☐ IBNR Estimate

### Impact on Reserve Amount (USD)

Enter a number...

## Management Review & Approval

Document review and approval by relevant management personnel.

### Review Date

Enter date...

### Summary of Review Findings

Write something...

**Overall Assessment**

- ☐ Adequate
- ☐ Requires Adjustment
- ☐ Unsatisfactory

**Reserve Adjustment Percentage (if applicable)**

Enter a number...

**Reviewer Signature**

**Reviewer Name**

Write something...