



# Permitting & Regulatory Compliance Checklist

## Project Initiation & Planning

Initial assessments and planning related to regulatory compliance before construction begins.

### Project Description

Write something...

### Project Start Date (Planned)

Enter date...

### Estimated Project Cost

Enter a number...

### Project Type (e.g., Residential, Commercial, Infrastructure)

- ☐ Residential
- ☐ Commercial
- ☐ Industrial
- ☐ Infrastructure
- ☐ Other

**Project Site Address**


 Set My Current Location



**Potential Regulatory Impacts (Select all that apply)**

- ☐ Wetlands
- ☐ Endangered Species
- ☐ Waterways
- ☐ Historical Resources
- ☐ Air Quality
- ☐ Noise Pollution

**Preliminary Site Assessment Report (if applicable)**

 Upload File

**Federal Permits & Regulations**

Compliance with applicable federal laws and permits.

### US Army Corps of Engineers (USACE) 404 Permit Required?

- ☐ Yes
- ☐ No
- ☐ Not Applicable

### Endangered Species Act (ESA) Consultation Required?

- ☐ Yes
- ☐ No
- ☐ Not Applicable

### Section 10 River Crossing Permits (if applicable)

Enter a number...

### Date of USACE Permit Application Submission

Enter date...

### Description of Activities Affecting Waters of the US (if applicable)

Write something...

### Supporting Documentation for USACE Permit (e.g., maps, surveys)

 Upload File

### National Historic Preservation Act (NHPA) Consultation Required?

- ☐ Yes
- ☐ No
- ☐ Not Applicable

### Description of ESA Consultation Activities (if required)

Write something...

## State Permits & Regulations

Compliance with applicable state laws and permits.

### State Building Permit Required?

- ☐ Yes
- ☐ No

### State Environmental Permits Required (e.g., Wetlands, Stormwater)?

- ☐ Yes
- ☐ No
- ☐ Unknown

### Summary of State-Specific Regulations Applicable to Project

Write something...

### Date State Building Permit Application Submitted

Enter date...


### State Permit Number (if applicable)

Enter a number...

### Is a State Demolition Permit Required?

- ☐ Yes
- ☐ No
- ☐ N/A - No Demolition

### Upload State Permit Application Documents

 Upload File

## Local Permits & Regulations

Compliance with applicable county, city, and municipal laws and permits.

### Zoning Permit Required?

- ☐ Yes
- ☐ No
- ☐ Not Applicable

### Building Permit Obtained?

- ☐ Yes
- ☐ No
- ☐ Pending

### Permit Number (Building Permit)

Enter a number...

### Permit Issuance Date

Enter date...

### Right-of-Way Permit Needed?

- ☐ Yes
- ☐ No
- ☐ Not Applicable

### Notes/Comments for Local Permits

Write something...

### Erosion and Sediment Control Permit Required?

- ☐ Yes
- ☐ No
- ☐ Not Applicable

# Environmental Compliance

Regulations related to environmental protection, including water quality, air quality, and waste management.


## Wetlands Determination Required?

- ☐ Yes
- ☐ No
- ☐ Unsure

## Description of potential impacts to water resources (if any)

Write something...

## Wetlands Delineation Report (if applicable)

 Upload File

## Estimated Erosion Sediment Control Cost

Enter a number...

## Date of Stormwater Pollution Prevention Plan (SWPPP) Submission

Enter date...

### Applicable Environmental Permits (Select all that apply)

- ☐ Section 404 Permit (Clean Water Act)
- ☐ Section 401 Water Quality Certification
- ☐ Air Quality Permit
- ☐ Solid Waste Disposal Permit
- ☐ Hazardous Waste Management Permit
- ☐ Endangered Species Act Consultation

### Summary of Mitigation Measures to minimize environmental impact

Write something...

## Safety & Health Compliance

Ensuring a safe work environment and adherence to occupational health and safety regulations.

### Has a Site Safety Plan been developed and implemented?

- ☐ Yes
- ☐ No
- ☐ In Progress

### Which safety training programs are mandatory for site personnel?

- ☐ OSHA 10-Hour Construction
- ☐ OSHA 30-Hour Construction
- ☐ Fall Protection
- ☐ Confined Space Entry
- ☐ Hazard Communication (HazCom)
- ☐ First Aid/CPR




**Number of required safety meetings held this week:**

Enter a number...

**Date of last Safety Committee Meeting:**

Enter date...

**Upload Site-Specific Safety Plan document:**

 Upload File

**Record of any safety incidents or near misses this week (include date, description, corrective actions):**

Write something...

**Is Personal Protective Equipment (PPE) provided and used correctly by all personnel?**

☐ Yes

☐ No

☐ Partially Compliant

### Location of First Aid Kit:

 [Set My Current Location](#)



## Historic Preservation & Cultural Resources

Compliance with regulations protecting historic buildings and cultural resources, if applicable.

### Is the project located within or near a designated historic district?

- ☐ Yes
- ☐ No
- ☐ Unknown

### Has a Phase I Archaeological Survey been conducted?

- ☐ Yes
- ☐ No
- ☐ Not Applicable

### Date of Phase I Archaeological Survey (if applicable)

Enter date...


### Summary of findings from the Phase I Archaeological Survey (if applicable)

Write something...

### Does the project involve disturbance of any known archaeological sites?

- ☐ Yes
- ☐ No
- ☐ Unknown

### Submit Archaeological Survey Report(s)

 Upload File

### Description of Mitigation Measures Implemented (if applicable)

Write something...

### Have you consulted with a State Historic Preservation Office (SHPO)?

- ☐ Yes
- ☐ No
- ☐ Not Applicable

## Accessibility Compliance

Adherence to accessibility standards (e.g., ADA) for public accommodations and building access.

### Applicable Accessibility Standards?

- ☐ ADA Standards for Accessible Design (ADAAG)
- ☐ ICC A110.1 / ANSI 117.1
- ☐ Other (Specify)

### Summary of Accessibility Features Incorporated

Write something...

### Accessibility Design Drawings / Plans

 Upload File

### Accessible Parking Spaces Provided?

- ☐ Yes
- ☐ No
- ☐ N/A - No parking provided

### Number of Designated Accessible Parking Spaces

Enter a number...

### Date of Accessibility Review/Consultation

Enter date...

**Documentation of Ramps/Elevators Compliance (Slope, dimensions, etc.)**

Write something...

**Checklist of Accessible Features (Select all that apply)**

- ☐ Accessible Routes
- ☐ Accessible Restrooms
- ☐ Accessible Signage
- ☐ Accessible Doors/Entrances
- ☐ Accessible Communication Systems
- ☐ Accessible Controls and Operating Mechanisms

**Post-Construction & Closeout**

Final inspections, documentation, and reporting required after construction completion.

**Final Inspection Date**

Enter date...

**Final Inspection Report Summary**

Write something...

**Final Inspection Report Documents**

 Upload File

### Project Status Upon Completion

- ☐ Completed and Accepted
- ☐ Minor Punch List Items Remaining
- ☐ Significant Issues Requiring Remediation

### As-Built Drawing Revision Number

Enter a number...

### Notes Regarding As-Built Drawings

Write something...

### Permit Closeout Status

- ☐ Permit Closed
- ☐ Permit Pending Closeout
- ☐ Permit Issues Requiring Resolution

### Record of Permit Closeout Documentation

 Upload File

### Project Acceptance Date

Write something...