

Reinforcement Bar Placement Checklist (Rebar)

 Show only Checklist

Display Style
Default 

General Information


Basic project and rebar information verification.

Project Name

Write something...

Contractor

Write something...

Hi there, need help? 



Bar Identification & Shop Drawings

Verification of bar mark numbers and conformance to shop drawings.

Shop Drawing Number Verified?

Yes

No

Shop Drawing Revision Checked:

Write something...

Bar Mark Number on Bar Verified:

Enter a number...

Bar Marks Confirmed (List separated by commas):

Discrepancies Noted (if any):

Write something...

Hi there, need help?

Rebar Type Consistent with Shop Drawing?

Yes

No

Photograph of Marked Bar (if discrepancy)

 Upload File

Bar Size and Quantity

Ensuring correct bar sizes and the proper number of bars are installed.

Bar Mark Verification: Match Quantity from Shop Drawings?

Enter a number...

Actual Number of #X Bar (e.g., #4) Installed

Enter a number...

Quantity Variance: Actual - Required (#X Bar)

Enter a number...

Hi there, need help?

Bar Size Confirmation: Matched Shop Drawing Specification?

- Yes
- No
- N/A

Bar Grade Verification (e.g., Grade 60)

- Yes
- No
- N/A

Comments/Notes on Bar Size/Quantity Discrepancies (if any)

Write something...

Bar Placement & Spacing

Verification of bar positions, spacing, and cover requirements.

Bar Cover (mm)

Enter a number...

Hi there, need help?

Clear Distance Between Parallel Bars (mm)

Enter a number...

Bar Alignment with Formwork

- Aligned
- Slightly Misaligned (Note Below)
- Misaligned - Correction Required

Notes on Bar Alignment (if misaligned)

Write something...

Bar Placement Verification (Check All That Apply)

- Top of Slab/Beam
- Bottom of Slab/Beam
- Column Reinforcement
- Wall Reinforcement
- Other (Specify in Notes)

Hi there, need help?

Additional Notes Regarding Bar Placement/Spacing

Write something...

Vertical Bar Positioning

- Correct
- Needs Adjustment

Bar Supports & Chairs

Confirmation of proper bar support placement and functionality.

Chair Type & Size (Diameter)

Enter a number...

Chair Material Verification

- Plastic
- Steel
- Aluminum
- Other (Specify)

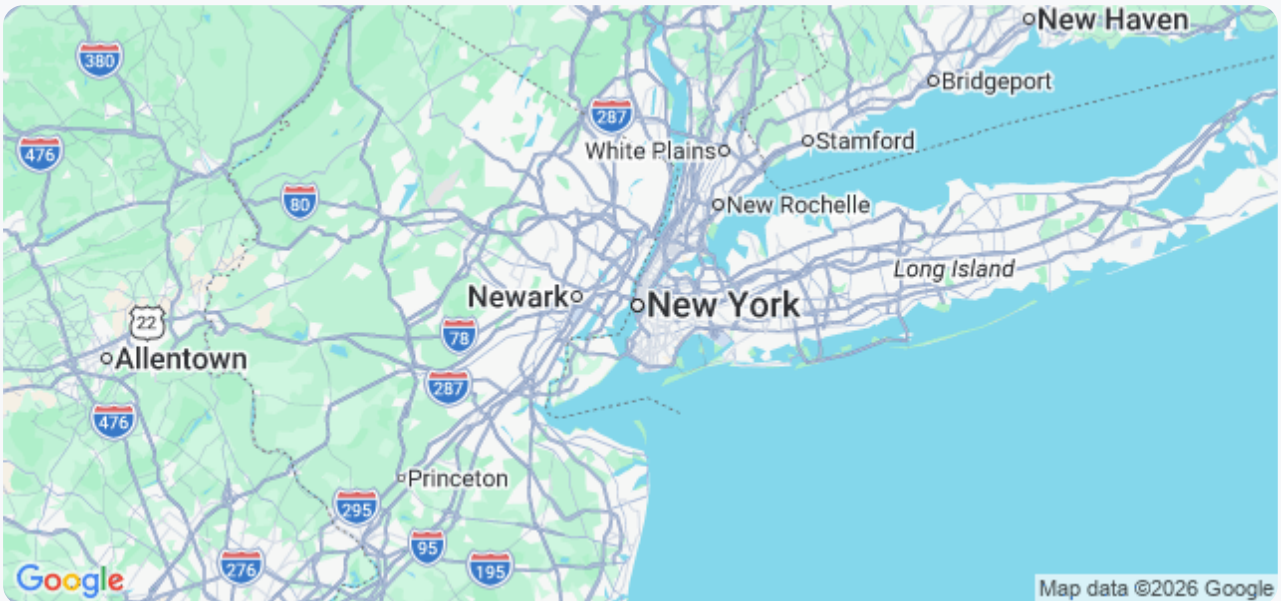
Hi there, need help?

Number of Chairs Used

Enter a number...

Location of Bar Supports (Grid Coordinates/Description)

 [Set My Current Location](#)



Chair Condition (Visible Damage/Wear)

Write something...

Support Adequate for Concrete Weight?

- Yes
- No
- NA

Photograph of Bar Supports in Place (Optional)

 [Upload File](#)

Hi there, need help?

Lap Splices

Checking lap splice lengths, bar placement, and tie requirements.

Lap Splice Length (mm/inches)

Splice Type (Overlap, Hooked, Mechanical)

- Overlap
- Hooked
- Mechanical

Number of Bars in Lap Splice (Top)

Number of Bars in Lap Splice (Bottom)

Tie Wire/Spiral Present at Splice?

- Yes
- No

Hi there, need help?

Notes/Observations regarding lap splice condition

Write something...

Clearance Around Splice (Adequate?)

Yes

No

Photo Documentation (Optional)

 Upload File

Welded Fabric Reinforcement

Verification of welding quality and proper alignment (if applicable).

Fabric Weld Quality Score (1-5, 5 being excellent)

Enter a number...

Hi there, need help?

Welding Defects Observed (Check all that apply)

- Porosity
- Undercut
- Slag Inclusions
- Incomplete Fusion
- None Observed

Detailed Description of Welding Observations (if any)

Write something...

Fabric Alignment with Formwork

- Perfectly Aligned
- Minor Misalignment (less than 1/4 inch)
- Significant Misalignment (greater than 1/4 inch) - Requires Correction
- Unacceptable - Requires Immediate Correction

Upload Photos of Welded Fabric Reinforcement

 Upload File

Welder Certification Verified?

- Yes
- No

Hi there, need help?

Specialty Reinforcement

Inspection of special bar types or configurations (e.g., headed bars, corner bars).

Type of Specialty Reinforcement Used:

- Headed Reinforcement
- Corner Reinforcement
- Shear Reinforcement
- Link Slabs
- Other (Specify in LONG_TEXT)

If 'Other' selected above, please specify the specialty reinforcement type:

Write something...

Quantity of Headed Bars Installed:

Enter a number...

Quantity of Corner Reinforcement Installed:


Enter a number...

Hi there, need help?

Condition of Welded Connections (if applicable):

- Satisfactory
- Requires Correction
- Not Applicable

Upload Photo of Special Reinforcement Placement:

 Upload File

Unique Identifier/Tracking Number for Specialty Reinforcement:

Write something...

Documentation & Sign-off

Ensuring proper record-keeping and verification of completion.

Inspection Date

Enter date...

Inspection Time

Enter time...

Hi there, need help?

Inspector Name

Write something...

Inspector Company

Write something...

Comments/Observations

Write something...

Rebar Placement Status

- Complete & Approved
- Complete - Requires Correction
- Not Complete

Area Checked (sq ft/m2)

Enter a number...

Inspector Signature

Supporting Photos/Documents (optional)

 Upload File

Hi there, need help?

Hi there, need help?