

Renovation Project Checklist

 Show only Checklist

Display Style
Default 

Planning & Permits

Initial planning, design, budget creation, and securing necessary permits.

Project Description

Write something...

Estimated Budget

Enter a number...



Target Start Date

Enter date...


Estimated Completion Date

Enter date...

Property Zoning

- Residential
- Commercial
- Mixed Use

Preliminary Site Plan

 Upload File

Scope of Work (brief)

Write something...

Contractor Type

- General Contractor
- Subcontractor
- DIY

Design & Material Selection

Finalizing design choices, selecting materials, and obtaining quotes from suppliers.

Overall Design Concept Description

Write something...

Initial Design Sketches/Mood Boards

 Upload File

Preferred Flooring Material

- Hardwood
- Tile
- Laminate
- Vinyl
- Carpet

Preferred Kitchen Cabinet Styles

- Shaker
- Flat Panel
- Raised Panel
- Farmhouse
- Modern

Estimated Budget for Materials (USD)

Enter a number...

Countertop Material

- Granite
- Quartz
- Marble
- Solid Surface
- Laminate

Specific Paint Color Preferences (with Codes)

Write something...

Demolition & Site Prep

Removing existing structures, clearing the work area, and preparing the site for renovation.

Detailed Scope of Demolition Work

Write something...

Materials to be Recycled/Disposed of (Select all that apply)

- Concrete
- Wood
- Metal
- Drywall
- Asphalt Shingles
- Other (Specify in LONG_TEXT)

Estimated Volume of Debris (Cubic Yards)

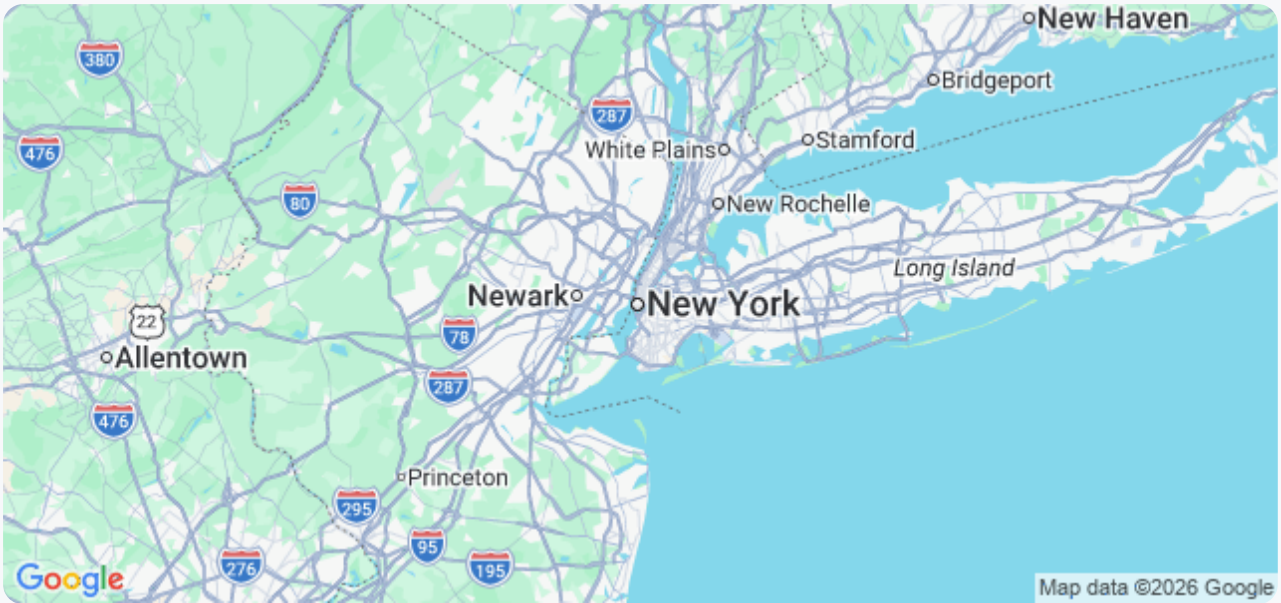
Enter a number...

Scheduled Demolition Start Date

Enter date...

Location of Debris Staging Area

 [Set My Current Location](#)



Photos of Pre-Demolition Condition

 [Upload File](#)

Hazardous Material Assessment Required?

- Yes
 No

Structural Work

Addressing any structural issues, including foundation, framing, and load-bearing walls.

Foundation Inspection Result (if applicable)

Enter a number...

Description of any existing structural issues identified

Write something...

Type of Framing System Used

- Wood
- Steel
- Concrete
- Other

Framing Inspection Date

Enter date...

Number of Load-Bearing Walls Modified

Enter a number...

Details of any load-bearing wall modifications

Write something...

Structural Engineer's Report (if applicable)

 Upload File

Rough-In Stage

Installation of plumbing, electrical, HVAC, and insulation.

Plumbing Rough-In Inspection Scheduled?

- Yes
- No
- N/A

Number of New Electrical Outlets Installed

HVAC System Type

- Forced Air
- Radiant
- Heat Pump
- Other

Electrical Rough-In Completion Date

Notes on Plumbing Rough-In (e.g., pipe size, material)

Write something...

Insulation Type

- Fiberglass
- Spray Foam
- Cellulose
- Rockwool
- Other

Finishing Stage

Installation of drywall, flooring, cabinets, countertops, and fixtures.

Flooring Type Selected?

- Hardwood
- Tile
- Laminate
- Carpet
- Vinyl

Number of Cabinet Doors Installed

Enter a number...

Countertop Material Installed?

- Granite
- Quartz
- Solid Surface
- Laminate


Notes on Tile/Flooring Installation

Write something...

Faucet Brand Installed?

- Moen
- Kohler
- Delta
- Other

Photos of Completed Countertops

 Upload File

Number of Light Fixtures Installed

Enter a number...

Painting & Trim

Painting walls, ceilings, and trim, and installing decorative elements.

Paint Type Selection

- Interior Latex
- Exterior Acrylic
- Specialty Paint (e.g., Chalkboard, Metallic)

Rooms to be Painted

- Living Room
- Bedroom 1
- Bedroom 2
- Bathroom
- Kitchen
- Hallway
- Dining Room

Number of Paint Coats (Per Room)

Trim Material

- Wood
- MDF
- PVC

Trim Details/Style Notes

Write something...

Trim Style Reference Image

 Upload File

Caulk Color (if applicable)

- White
- Clear
- Matching Paint Color

Final Inspection & Punch List

Addressing any remaining issues and obtaining final approvals.

Overall Project Assessment

Write something...

Code Compliance Verification (Check all that apply)

- Electrical
- Plumbing
- HVAC
- Accessibility
- Fire Safety

Number of Open Punch List Items

Enter a number...

Detailed Description of Remaining Issues

Write something...

Date of Final Inspection

Enter date...

Inspector's Comments/Recommendations

Write something...

Inspection Result

- Passed
- Conditional Pass
- Failed

Inspector Signature

Closeout & Warranty

Finalizing paperwork, warranties, and project handover.

Project Completion Date

Enter date...

Total Project Cost (Actual)

Enter a number...

Project Notes & Summary

Write something...

Final Inspection Report

 Upload File

Contractor Satisfaction

- Very Satisfied
- Satisfied
- Neutral
- Dissatisfied
- Very Dissatisfied

Warranty Information Summary

Write something...

Warranty Expiration Date (Overall)

Enter date...

Client Signature

Client Contact Information (For Warranty)

Write something...