

Security Patrol Route Checklist (Daily)

 Show only Checklist

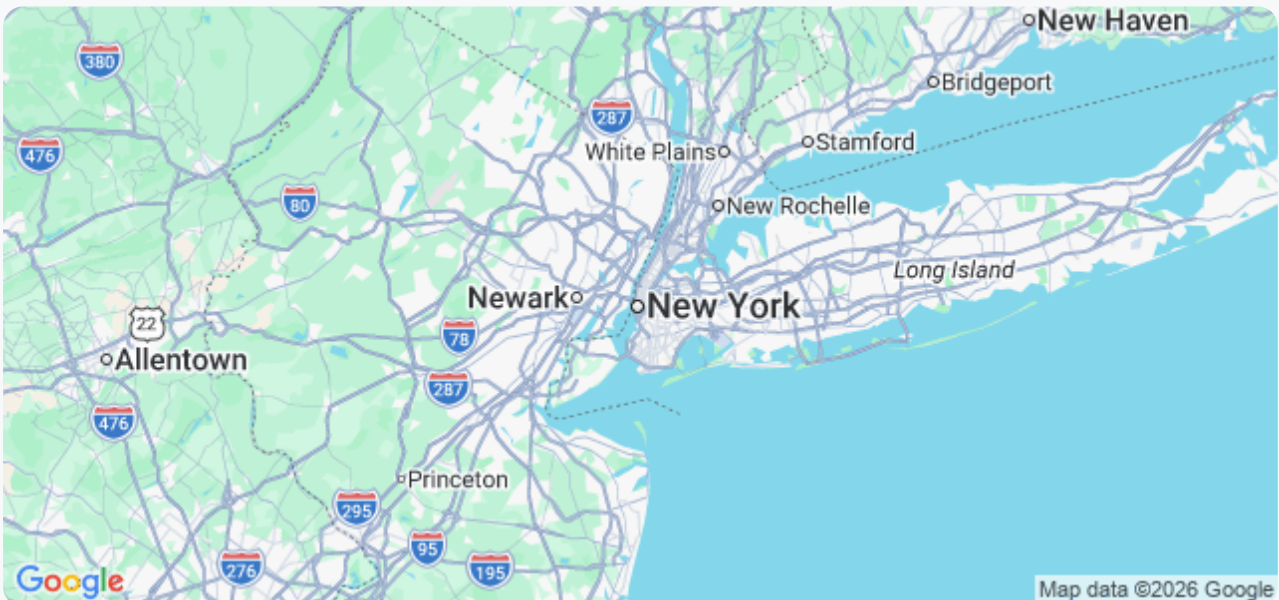
Display Style
Default 

Perimeter Check

Initial assessment of exterior areas for potential vulnerabilities.

Starting Point GPS Coordinates

 Set My Current Location



Perimeter Check Start Time

Enter time...



Gate/Fence Condition

- Intact
- Minor Damage
- Significant Damage
- Breached

Lighting Functionality (Perimeter)

- All Lights Functioning
- Some Lights Out
- All Lights Out

Number of Visible Security Cameras (Perimeter)

Enter a number...

Any Unusual Observations (Perimeter)

Write something...

Vegetation Overgrowth

- None
- Minor
- Moderate
- Severe

Exterior Doors & Windows

Verification of lock functionality and signs of forced entry on all exterior access points.

Front Entrance Door Lock Status

- Functional
- Malfunctioning
- Needs Maintenance
- Forced Open

Rear Entrance Door Lock Status

- Functional
- Malfunctioning
- Needs Maintenance
- Forced Open

Side Entrance Door Lock Status

- Functional
- Malfunctioning
- Needs Maintenance
- Forced Open

Number of Damaged Windows

Window Condition Notes

Write something...

Delivery Door Secured?

- Yes
- No
- N/A

Parking Lot/Loading Dock

Assessment of vehicle activity, lighting, and potential hazards within the parking area and loading zones.

Arrival Time at Parking Lot/Loading Dock

Enter time...

Lighting Status

- All Lights Functioning
- Some Lights Out - Report
- Lights Malfunctioning - Report

Vehicle Count - Unusual Activity?

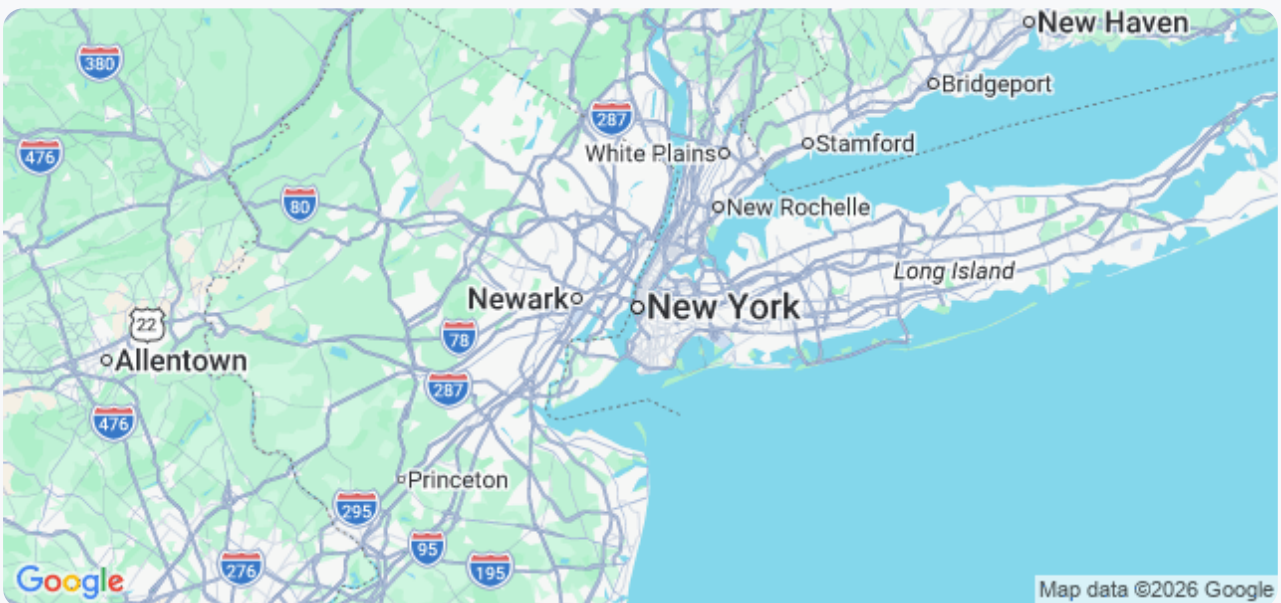
Enter a number...

Unusual Vehicle/Person Activity

Write something...

Location of Suspicious Activity

 [Set My Current Location](#)



Loading Dock Security - Secured?

- Doors Secured
- Door Ajar - Investigate
- Door Damaged

Interior - Sales Floor

Observation of customer behavior, merchandise security, and employee awareness on the sales floor.

High-Risk Merchandise Areas Checked?

- Jewelry Display
- Electronics Display
- Cosmetics Counter
- High-Value Clothing
- Gift Cards

Approximate Customer Count

Enter a number...

Merchandise Security Devices Operational?

- Yes
- No
- N/A

Observed Customer Behavior Notes

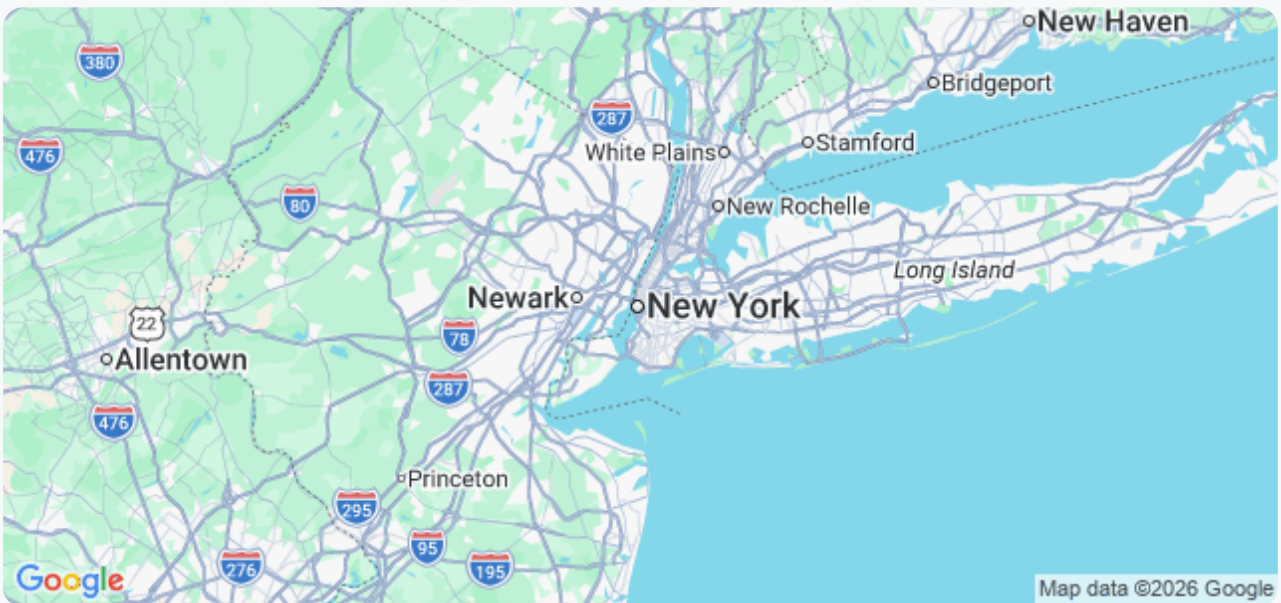
Write something...

Employee Awareness of Security Protocols?

- Excellent
- Good
- Fair
- Needs Improvement

Location of any suspicious activity

 [Set My Current Location](#)



Incident Number (If Applicable)

Write something...

Interior - Back of House

Inspection of stockrooms, employee areas, and potentially vulnerable areas behind the sales floor.

Stockroom Door Lock Status

- Locked
- Unlocked
- Damaged

Receiving Area Security

- Secure
- Unsecured
- Compromised

Quantity of High-Value Merchandise Visible

Notes on Employee Behavior/Activity

Condition of Delivery/Loading Docks

- Clean & Secure
- Minor Debris
- Significant Debris/Damage

Photographic Evidence (if needed)

 Upload File

Time of Last Stock Rotation Check

Enter time...

Restrooms & Break Rooms

Quick check for cleanliness, signs of vandalism, and unusual activity.

Restroom Check - Number of People Present

Enter a number...

Restroom - Cleanliness Level

- Excellent
- Good
- Fair
- Poor

Break Room - Cleanliness Level

- Excellent
- Good
- Fair
- Poor

Restroom - Issues Observed (Select all that apply)

- Vandalism
- Leaks
- Missing Supplies (Toilet Paper, Soap)
- Unpleasant Odor
- Damaged Fixtures
- None

Restroom/Break Room - Any Additional Notes/Observations

Write something...

Breakroom - Stock Levels (Supplies)

- Adequate
- Low
- Critical

Emergency Equipment

Verification of functionality and accessibility of fire extinguishers, first aid kits, and emergency lighting.

Fire Extinguisher 1 - Location (Front Entrance)

- Functional
- Needs Inspection
- Missing/Damaged

Fire Extinguisher 2 - Location (Back Storage)

- Functional
- Needs Inspection
- Missing/Damaged

Fire Extinguisher Pressure (PSI) - Front Entrance

First Aid Kit - Condition

- Well-Stocked
- Low Stock - Replenishment Needed
- Missing/Damaged

Last Inspection Date - Fire Extinguishers

Time of Equipment Check

CCTV & Alarm System

Confirmation of camera functionality and alarm system status. Note any alerts or malfunctions.

Alarm System Status

- Armed
- Disarmed
- Testing
- Faulted

Number of CCTV Cameras Online

Enter a number...

Camera Recording Status

- Recording
- Not Recording
- Error

CCTV/Alarm System Notes

Write something...

Last System Check Time

Enter time...

Incident Reporting

Documentation of any observed incidents, suspicious activity, or maintenance issues.

Describe any suspicious activity observed.

Write something...

Detail any incidents of theft or attempted theft.

Write something...

Note any maintenance issues requiring attention (e.g., broken lights, damaged doors).

Write something...

Estimated value of lost or damaged merchandise (if applicable).

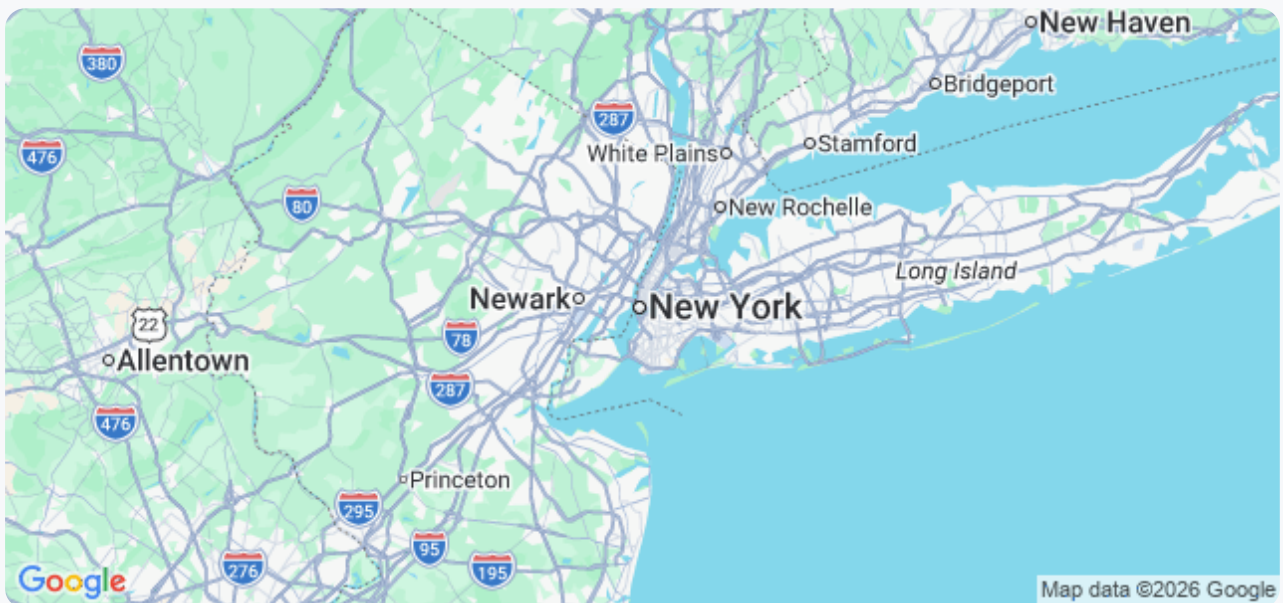
Enter a number...

Type of Incident (Select one)

- Theft
- Vandalism
- Suspicious Person/Vehicle
- Medical Emergency
- Fire/Safety Hazard
- Other

Precise Location of Incident

 [Set My Current Location](#)



Date of Incident

Enter date...

Time of Incident

Upload any supporting documentation (e.g., photos, videos)

 Upload File