

Steel Erection Safety Checklist

 Show only Checklist

Display Style
Default 

Planning & Pre-Erection

Focuses on pre-planning activities, site assessment, and coordination to prevent hazards before erection begins.

Review of Steel Shop Drawings and Calculations

Write something...

Hazard Identification and Risk Assessment Conducted?

Yes

No



Date of Last Site Survey

Enter date...

Wind Speed Limit for Erection (mph)

Enter a number...

Qualified Rigger Assigned?

Yes

No

Copy of Approved Erection Plan

 Upload File

Description of any identified environmental concerns (e.g., proximity to utilities)

Write something...

Permit Required for Erection?

- Yes
- No

Summary of Pre-Erection Meeting Attendees and Key Decisions

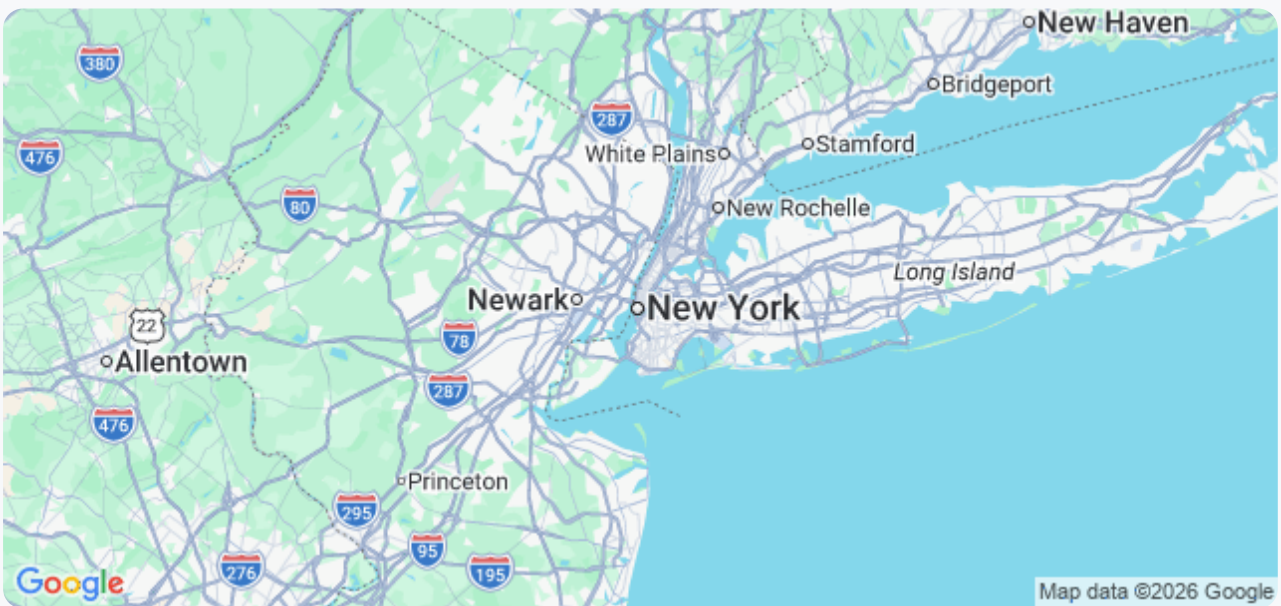
Write something...

Site Preparation & Access

Covers ensuring a safe work environment, including ground conditions, access routes, and temporary supports.

Verify Ground Conditions: Assess soil stability and bearing capacity. Record findings.

[📍 Set My Current Location](#)



Ground Bearing Capacity (psi):

Enter a number...

Identify Potential Hazards: Select all that apply (e.g., underground utilities, uneven terrain, overhead obstructions).

- Underground Utilities
- Uneven Terrain
- Overhead Obstructions
- Slopes/Drop-offs
- Other (Specify in LONG_TEXT)


Other Hazards (If Selected Above):

Write something...

Temporary Access Routes Established?

- Yes
- No

Upload Site Survey/Plan (if available)

 Upload File

Distance from Edge (min. safe working distance - feet):

Enter a number...

Describe any existing temporary supports and their condition.

Write something...

Equipment & Rigging

Addresses the safety of cranes, hoists, rigging gear, and other lifting equipment.

Crane Capacity (Tons)

Enter a number...

Crane Inspection Status

- Up-to-Date & Compliant
- Needs Attention
- Out of Service

Rigging Gear Certification Status

- Current & Certified
- Needs Inspection
- Removed from Service

Crane Inspection Report (Attach PDF)

 Upload File

Wire Rope Diameter (inches)

Enter a number...

Signal Person Present?

- Yes
- No

Any Rigging Gear Deficiencies Noted?

Write something...

Angle of Load (degrees)

Enter a number...

Steel Member Handling & Lifting

Covers the safe handling and lifting of individual steel members, including inspection and proper techniques.

Member Condition Upon Arrival

- Acceptable - No Visible Damage
- Minor Damage - Documented and Approved
- Significant Damage - Reject and Investigate
- Unacceptable - Reject and Return

Member Weight (lbs/kg)

Enter a number...

Lifting Method

- Crane
- Gantry
- Other (Specify)

Specific Lifting Plan Notes

Write something...

Lifting Angle Verification

- Within Specified Tolerance
- Outside Tolerance - Corrected
- Not Applicable

Photo Documentation of Lifting

 Upload File

Tag Line Attached & Secured?

- Yes
- No
- N/A

Bolting & Connections

Focuses on proper bolting procedures, inspection of fasteners, and torque specifications.

Bolt Diameter (inches)

Enter a number...

Bolt Torque (ft-lbs)

Enter a number...

Bolt Grade

- A325
- A36
- Other (Specify)

If 'Other' Bolt Grade Selected, Specify:

Write something...

Torque Verification Method

- Torque Wrench
- Turn-of-Nut Method

Comments/Observations Regarding Bolting (e.g., lubricant used, unusual conditions)


Write something...

Number of Bolts Verified

Bolt Condition (Select all that apply)

- Clean
- Rusty
- Damaged
- Correct Grade
- Incorrect Grade

Photo Documentation of Bolting (if issues observed)

 Upload File

Fall Protection

Details requirements for fall protection systems, including harnesses, lifelines, and guardrails.

Working Height (Feet)

Type of Fall Protection Used

- Full Body Harness & Lanyard
- Harness & Double Lanyard
- Harness & Self-Retracting Lifeline (SRL)
- Guardrail System
- Safety Net

Fall Protection Equipment Inspections Performed?

- Harness
- Lanyard/SRL
- Anchor Points
- Helmet

Anchor Point Certification Status

- Certified
- Not Certified
- N/A

Notes on Fall Protection Setup/Observations

Write something...

Date of Last Fall Protection Equipment Inspection

Enter date...

Welding & Cutting (If Applicable)

Addresses safety protocols for any welding or cutting operations involved in the steel erection process.

Welding Processes Used:

- SMAW (Stick)
- GMAW (MIG)
- GTAW (TIG)
- FCAW (Flux-Cored)
- Other (Specify in LONG_TEXT)

Specify 'Other' Welding Process (if selected above):

Write something...

Welder Qualification Status:

- Certified
- Uncertified - Under Supervision
- Certification Expired – Not Permitted

Welder Certification Expiration Date (YYYY):

Enter a number...

Ventilation Adequacy:

- Adequate
- Requires Improvement
- Not Adequate - Work Stopped

Describe Ventilation Issues (if applicable):

Write something...

Welder Certification (if applicable):

 Upload File

Fire Safety Equipment Available:

- Yes
- No

Fire Safety Plan Documented and Communicated?

Write something...

Confined Space Entry (If Applicable)

Covers requirements for safe entry and work within any confined spaces related to the erection.

Is a Confined Space Entry Permit Required?

Yes

No

Describe the Confined Space (Dimensions, Features, Potential Hazards)

Write something...

Potential Hazards Present (Select All That Apply)

Oxygen Deficiency

Toxic Gases

Flammable Atmospheres

Engulfment Hazards

Physical Hazards (e.g., trip hazards)

Oxygen Level (%)

Enter a number...

Combustible Gas Level (%)

Enter a number...

Ventilation Method Used

- Forced Air
- Natural Ventilation
- Other (Specify)

Describe Ventilation Procedures and Monitoring Frequency

Write something...

Authorized Entrant Signature

Attendant Signature

Communication & Coordination

Ensures clear communication between all personnel involved in the steel erection process.

Describe the communication plan for crane operations (e.g., hand signals, radio channels).

Write something...

Which communication methods are being used on site?

- Two-Way Radios
- Hand Signals
- Line of Sight
- Written Instructions
- Other (Specify in LONG_TEXT)

Who is the designated signal person for crane operations?

- Assigned and Qualified Individual
- Not Applicable
- To Be Determined

Signal Person's Name:

Write something...

Date of last coordination meeting:

Enter date...

Time of last coordination meeting:

Enter time...

Describe any potential communication barriers and how they are being mitigated.

Write something...

Are all personnel aware of emergency communication procedures?

Yes

No

N/A

Daily Inspection & Safety Briefings

Covers the importance of daily inspections and safety briefings to identify and address potential hazards.

Date of Inspection

Enter date...

Time of Inspection

Enter time...

Weather Conditions Observed

Write something...

Briefing Topic(s) Covered

Write something...

Equipment Condition (Crane, Rigging, etc.)

- Good
- Fair - Requires Attention
- Poor - Out of Service

Crane Inspection Report Number (if applicable)

Enter a number...

Identified Hazards & Corrective Actions Planned

Write something...

Overall Safety Readiness for the Day

- High
- Moderate
- Low - Requires Immediate Action

Inspector Name

Write something...

Inspector Signature
