



# Supply Chain Risk Assessment Checklist

## Geopolitical & Macroeconomic Risks

Assess risks related to global events, political instability, trade wars, economic downturns, and their potential impact on logistics operations.

### Country Risk Index Score (Current)

### Trade Agreement Impact (Positive/Negative/Neutral)

- ☐ Positive
- ☐ Negative
- ☐ Neutral

### Summary of Current Geopolitical Instability in Key Logistics Regions

### Next Scheduled Trade Agreement Review Date

### Currency Exchange Rate Volatility (High/Medium/Low)

☐ High

☐ Medium

☐ Low

### Description of Potential Tariffs or Trade Barriers

Write something...

### GDP Growth Forecast for Key Countries (Next 12 Months)

Enter a number...

## Transportation Mode Risks

Evaluate vulnerabilities specific to each transportation mode used (e.g., road, rail, sea, air). This includes capacity limitations, infrastructure failures, and regulatory changes.

### Primary Transportation Mode(s) Used:

☐ Road

☐ Rail

☐ Sea

☐ Air

☐ Intermodal

### Average Lead Time (Days) for Sea Freight:

Enter a number...

**Describe any specific challenges related to road transport infrastructure (e.g., bridge weight limits, congestion):**

Write something...

**Percentage of Goods Transported by Air (approximate):**

Enter a number...

**What modes are most susceptible to delays due to weather?**

- ☐ Road
- ☐ Rail
- ☐ Sea
- ☐ Air

**Date of last carrier performance review:**

Enter date...

**Describe any known limitations in rail capacity or routing:**

Write something...

### What is the carrier's financial health rating?

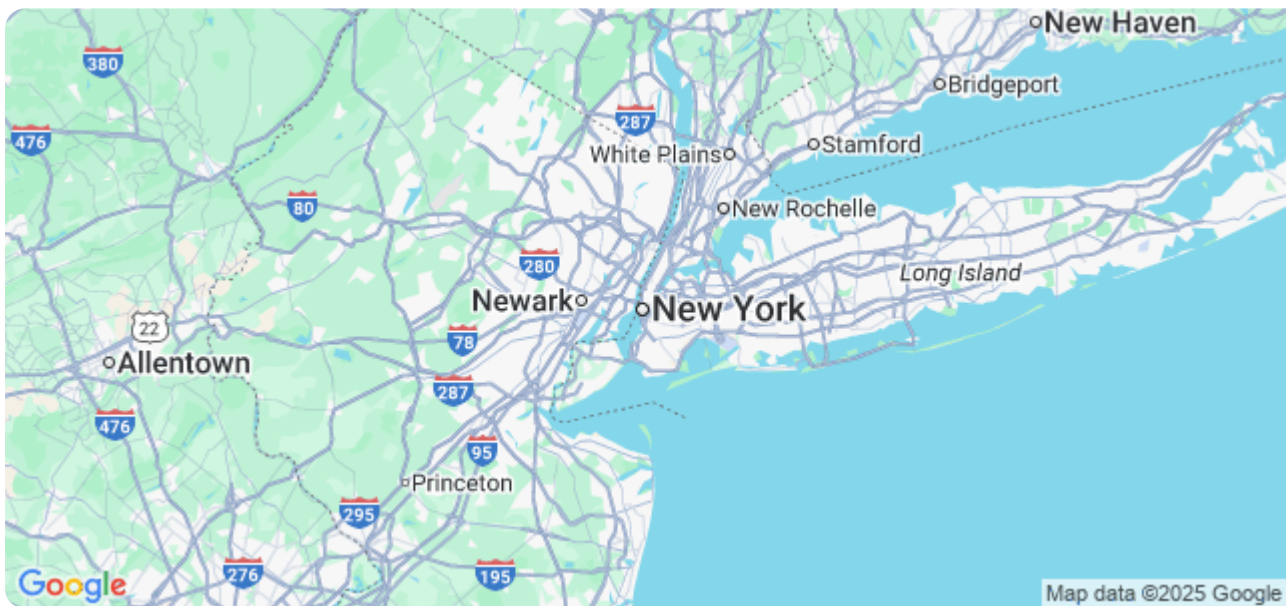
- ☐ Excellent
- ☐ Good
- ☐ Fair
- ☐ Poor
- ☐ Unknown

## Infrastructure & Route Disruptions

Analyze risks related to infrastructure degradation, natural disasters (floods, earthquakes, hurricanes), port congestion, and route closures impacting transportation networks.

**Identify critical route segments vulnerable to disruption (e.g., bridges, tunnels, coastal areas).**

[Set My Current Location](#)



**Average lead time for route rerouting (in days).**

Enter a number...

**What types of natural disasters pose a significant risk to logistics routes?**

- ☐ Flooding
- ☐ Earthquakes
- ☐ Hurricanes/Typhoons
- ☐ Landslides
- ☐ Wildfires
- ☐ Extreme Temperatures

**Last infrastructure assessment date for key routes.**

Enter date...

**Describe existing mitigation strategies for route disruptions (e.g., alternative routes, partnerships).**

Write something...


**Estimated cost of rerouting shipments due to a major infrastructure failure.**

Enter a number...

**What is the level of risk associated with port congestion on critical routes?**

- ☐ Low
- ☐ Medium
- ☐ High

**Upload recent inspection reports for bridges or tunnels critical to supply chain routes.**

 Upload File

# Carrier & Logistics Provider Risks

Assess the financial stability, operational capabilities, and potential failure points of key carriers and logistics service providers.

**Carrier Financial Health Score (e.g., Dunn & Bradstreet)**

Enter a number...

**Carrier Business Continuity Plan Availability?**

- ☐ Yes
- ☐ No
- ☐ Unknown

**Summary of Carrier's Service Level Agreements (SLAs)**

Write something...

### What services does this carrier provide?

- ☐ Truckload (TL)
- ☐ Less-than-Truckload (LTL)
- ☐ Rail
- ☐ Ocean
- ☐ Air
- ☐ Intermodal
- ☐ Customs Brokerage
- ☐ Warehousing

### Last Carrier Performance Review Date

Enter date...

### Carrier's Cybersecurity Certification (e.g., C-TPAT)

- ☐ Certified
- ☐ Not Certified
- ☐ Unknown

### Description of any past significant disruptions/issues with this carrier

Write something...

## Security Risks (Physical & Cyber)

Identify vulnerabilities to theft, damage, counterfeiting, data breaches, and cyberattacks impacting logistics assets and information.

**Are security cameras present at key logistics hubs?**

- ☐ Yes
- ☐ No
- ☐ Partial/Limited Coverage

**What physical security measures are in place?**

- ☐ Perimeter Fencing
- ☐ Access Control (Card Readers/Biometrics)
- ☐ Security Guards
- ☐ Lighting
- ☐ Vehicle Screening
- ☐ None

**Does the organization have a cybersecurity incident response plan?**

- ☐ Yes
- ☐ No
- ☐ Under Development

**Describe any known incidents of theft or security breaches in the past year.**

Write something...

**What is the average monthly number of attempted phishing attacks reported?**


Enter a number...



**Are employee cybersecurity awareness training programs conducted regularly?**

- ☐ Yes, Annually
- ☐ Yes, Quarterly
- ☐ Yes, Sporadically
- ☐ No

**Upload relevant security audit reports (if available)**

 Upload File

**Describe any known vulnerabilities in the Transportation Management System (TMS) or Warehouse Management System (WMS)**

Write something...

## Regulatory & Compliance Risks

Evaluate risks related to changing regulations (customs, trade, environmental), import/export controls, and compliance requirements.

**Are you familiar with the latest Customs regulations for importing goods?**

- ☐ Yes, fully compliant
- ☐ Yes, generally aware
- ☐ No, requires investigation
- ☐ Not Applicable

**Which regulatory bodies/agencies impact your logistics operations?**

- ☐ US Customs and Border Protection (CBP)
- ☐ European Union Customs
- ☐ Food and Drug Administration (FDA)
- ☐ Department of Transportation (DOT)
- ☐ Environmental Protection Agency (EPA)
- ☐ Other (Specify in LONG\_TEXT)

**Date of last regulatory compliance audit.**

Enter date...

**Describe any known or potential violations of trade regulations.**

Write something...

**Are you compliant with international sanctions and embargoes?**

- ☐ Yes, verified regularly
- ☐ Generally compliant, requires review
- ☐ Requires investigation
- ☐ Not Applicable

**Value of goods shipped annually subject to import/export regulations (USD)**

Enter a number...

**Do you have a documented process for managing import/export licenses?**

- ☐ Yes, regularly updated
- ☐ Yes, but requires review
- ☐ No documented process
- ☐ Not Applicable

## Labor & Workforce Risks

Assess risks related to labor disputes, driver shortages, skills gaps, and worker safety within the logistics workforce.

**Current Driver Shortage Rate (%)**

Enter a number...

**Projected Workforce Age Profile (Percentage > 55 years)**

Enter a number...

**Union Presence in Logistics Operations?**

- ☐ Yes
- ☐ No
- ☐ Partially

**Describe any recent labor disputes or significant turnover events.**

Write something...

### What skill gaps exist within the logistics workforce?

- ☐ Forklift Operation
- ☐ Data Analytics
- ☐ Hazardous Materials Handling
- ☐ Warehouse Management Systems
- ☐ Route Optimization
- ☐ Other (Specify in Long Text)

### Date of last Workforce Skills Assessment

Enter date...

### Describe any current initiatives to attract and retain logistics personnel.

Write something...

### Average Employee Tenure (Years)

Enter a number...

## Inventory & Storage Risks

Analyze risks associated with warehouse operations, inventory management, damage, obsolescence, and the security of stored goods.

### Warehouse Capacity Utilization (%)

Enter a number...

**Describe current inventory management practices (e.g., FIFO, LIFO, ABC analysis)**

Write something...

**Type of warehouse security system in place?**

- ☐ None
- ☐ Basic (alarms only)
- ☐ Intermediate (CCTV, access control)
- ☐ Advanced (biometrics, intrusion detection)

**What types of inventory are most susceptible to damage during storage?**

- ☐ Perishable goods
- ☐ Fragile items
- ☐ High-value items
- ☐ Hazardous materials
- ☐ Other (specify in Long Text)

**Date of last warehouse safety inspection**

Enter date...

**Detail any known issues with warehouse infrastructure (roof leaks, floor damage, etc.)**

Write something...

### Warehouse climate control systems in place?

- ☐ None
- ☐ Heating
- ☐ Cooling
- ☐ Both Heating & Cooling

### Upload a current warehouse layout map.

 Upload File

## Technology & Data Risks

Evaluate risks related to reliance on technology (TMS, WMS, GPS), data integrity, system failures, and integration challenges.

### Percentage of Logistics Data Stored in the Cloud

Enter a number...

### Primary TMS Vendor

- ☐ Vendor A
- ☐ Vendor B
- ☐ Vendor C
- ☐ Other

### Describe current cybersecurity protocols related to logistics data.

Write something...

**Which data security standards are currently implemented? (Select all that apply)**

- ☐ ISO 27001
- ☐ GDPR
- ☐ CCPA
- ☐ NIST Cybersecurity Framework
- ☐ Other

**Date of last cybersecurity assessment of logistics systems.**

Enter date...

**Data Backup Frequency**

- ☐ Daily
- ☐ Weekly
- ☐ Monthly
- ☐ Other

**Describe any integration points between logistics systems and other business applications. What are the associated risks?**

Write something...

## Contingency & Recovery Planning

Review the adequacy of contingency plans and recovery strategies in place to mitigate the impact of potential disruptions.

### Estimated Recovery Time Objective (RTO) - Days

Enter a number...

### Estimated Recovery Point Objective (RPO) - Hours

Enter a number...

### Describe the documented disaster recovery plan for logistics operations.

Write something...

### Which alternative transportation modes are considered for contingency scenarios?

- ☐ Road
- ☐ Rail
- ☐ Sea
- ☐ Air
- ☐ Intermodal

### Is there a designated backup warehouse location?

- ☐ Yes
- ☐ No
- ☐ Unsure

### Last Recovery Plan Review/Update Date

Enter date...



**Describe communication plan in case of major disruption - who is notified, how, and when?**

Write something...

**Upload copy of Disaster Recovery Plan document (PDF)**

 Upload File