

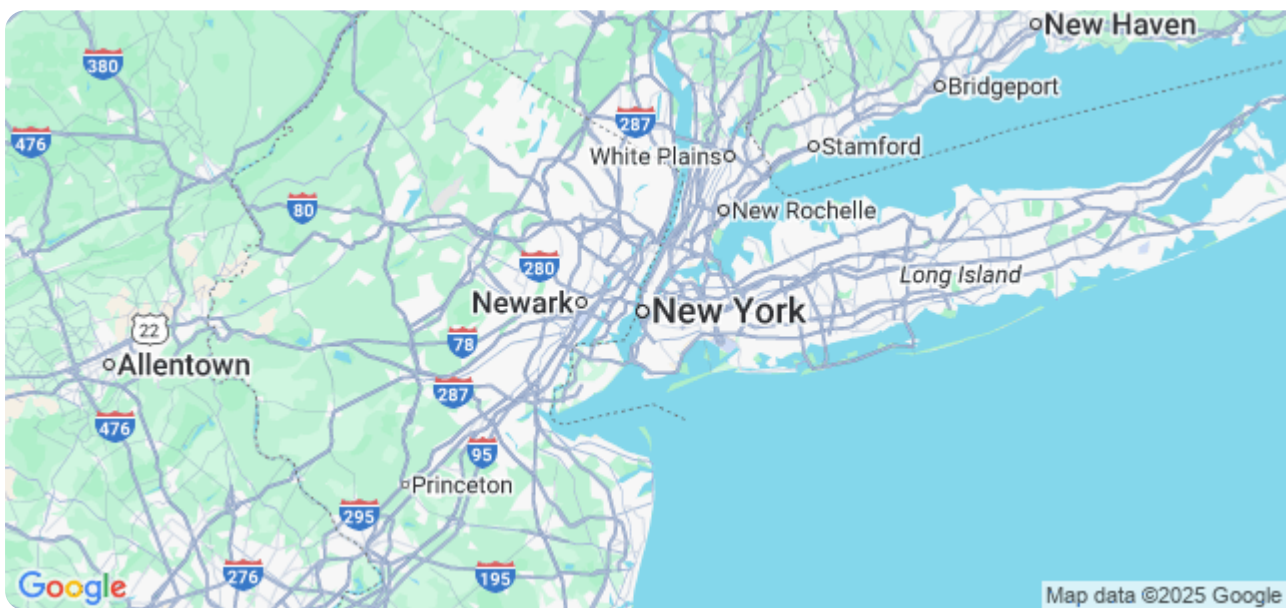
Waste Management Facility Project Checklist Template

Site Selection & Permitting

Tasks related to identifying a suitable site, conducting environmental impact assessments, and securing necessary permits.

Proposed Site Coordinates

 [Set My Current Location](#)



Site Area (Acres/Hectares)

Enter a number...

Date of Initial Site Visit

Enter date...

Zoning Classification

- Industrial
- Agricultural
- Commercial
- Residential
- Mixed-Use

Summary of Initial Site Assessment

Write something...

Preliminary Site Survey Report

 Upload File

Environmental Sensitivity Assessment Status

- Completed
- In Progress
- Not Started

Target Date for Permit Application Submission

Enter date...

Design & Engineering

Activities covering architectural design, structural engineering, and mechanical/electrical/plumbing (MEP) systems.

Facility Capacity (tons/day)

Waste Type(s) to be Processed

- Municipal Solid Waste
- Construction & Demolition Debris
- Industrial Waste
- Agricultural Waste

Detailed Site Layout Description

Preliminary Architectural Drawings

 Upload File

Completion Date of Conceptual Design

Selected Waste Processing Technology

- Landfill
- Composting
- Incineration
- Anaerobic Digestion

Description of Environmental Impact Mitigation Strategies

Write something...

Procurement & Vendor Management

Tasks involving equipment purchasing, material sourcing, and managing relationships with suppliers and contractors.

Estimated Budget for Procurement

Enter a number...

Procurement Strategy (e.g., competitive bidding, sole sourcing)

- Competitive Bidding
- Sole Sourcing
- Negotiated Contract

Required Vendor Certifications (select all that apply)

- ISO 9001
- OSHA Compliance
- Environmental Permits
- Financial Stability Rating

Vendor Quote/Bid Documents

 Upload File

Key Vendor Contact Name

Write something...

Quote Expiration Date

Enter date...

Notes on Vendor Selection Process

Write something...

Construction & Infrastructure

Activities associated with site preparation, building construction, road construction, and utility connections.

Excavation Depth (meters)

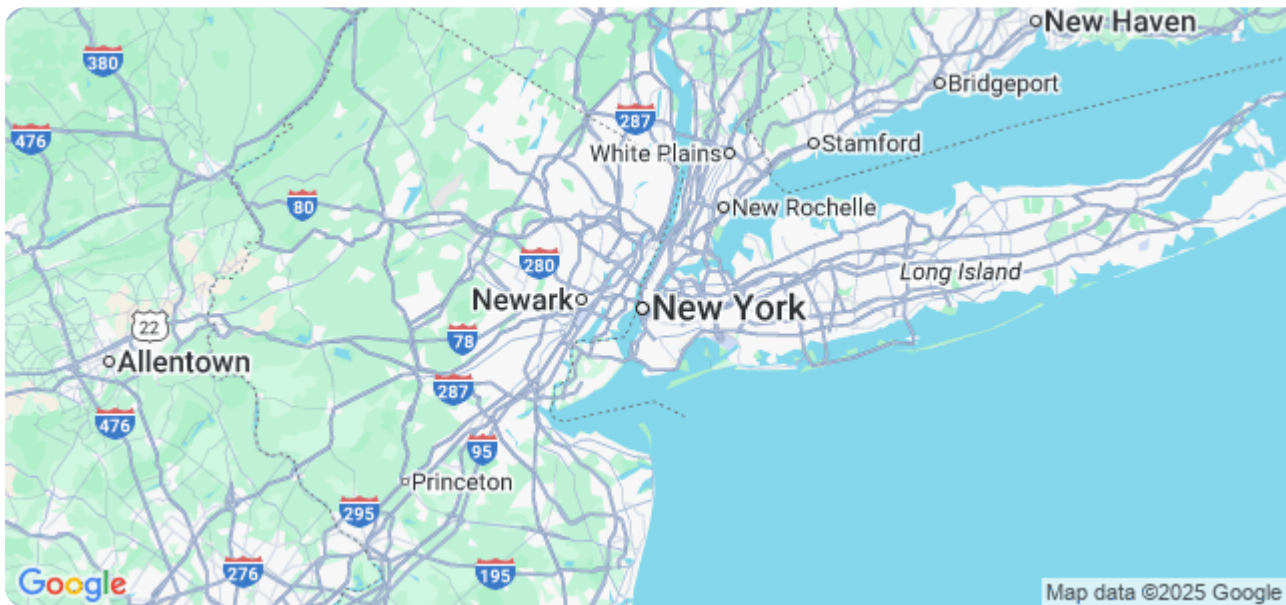
Enter a number...

Site Grading Completion Date

Enter date...

GPS Coordinates of Foundation Pour

[📍 Set My Current Location](#)



Geotechnical Report

[📁 Upload File](#)

Concrete Volume (cubic meters)

Enter a number...

Foundation Pour Completion Date

Enter date...

Foundation Type

- Slab-on-Grade
- Piles
- Raft

Details on Road Construction (Materials, Specifications)

Write something...

Equipment Installation & Commissioning

Tasks related to installing waste processing equipment and conducting performance tests.

Equipment Serial Number

Enter a number...

Installation Start Date

Enter date...

Installation Completion Time

Installation Notes (e.g., any deviations from plan)

Write something...

Equipment Manufacturer

- Manufacturer A
- Manufacturer B
- Manufacturer C
- Other

Testing Parameters Verified

- Flow Rate
- Temperature
- Pressure
- Noise Level
- Emissions

Flow Rate (Gallons per Minute)

Enter a number...

Technician Signature

Safety & Environmental Compliance

Tasks to ensure worker safety, environmental protection, and adherence to regulations.

Noise Level Measurements (dB)

Enter a number...

Air Quality Monitoring (PM2.5 $\mu\text{g}/\text{m}^3$)

Enter a number...

Stormwater Pollution Prevention Plan (SWPPP) Status

- Completed & Approved
- Under Development
- Needs Revision

Last Environmental Audit Date

Enter date...

Implemented Environmental Controls

- Dust Suppression
- Erosion Control
- Noise Barriers
- Spill Prevention Plan

Environmental Permits & Licenses

 Upload File

Record of near misses/incidents related to safety and environmental concerns

Write something...

Training & Operational Readiness

Tasks related to training personnel and preparing the facility for full-scale operation.

Scheduled Training Start Date

Enter date...

Scheduled Training Session Times

Training Modules Covered

- Equipment Operation
- Safety Procedures
- Waste Handling
- Maintenance
- Emergency Response

Number of Personnel Trained

Enter a number...

Training Completion Verification

Training Effectiveness Rating (1-5)

- 1 - Very Poor
- 2 - Poor
- 3 - Average
- 4 - Good
- 5 - Excellent

Notes/Observations from Training Sessions

Write something...

Quality Assurance & Control

Activities to ensure the facility meets design specifications and performance standards.

Concrete Strength Test Results (PSI)

Enter a number...

Steel Reinforcement Inspection – Bar Diameter (inches)

Enter a number...

Equipment Calibration Verification Status

- Completed
- In Progress
- Not Started

Welding Inspections Passed (Select all that apply)

- Visual Inspection
- Radiographic Testing
- Ultrasonic Testing

Date of Last Quality Control Inspection

Enter date...

Detailed Notes and Observations from Quality Inspection

Write something...

Quality Control Inspector Signature

Final Inspections & Handover

Tasks including final inspections, regulatory approvals, and transferring ownership to the client.

Date of Final Inspection

Enter date...

Time of Final Inspection

Inspector Signature

Inspection Outcome

- Approved
- Conditional Approval
- Rejected


Detailed Inspection Notes (if applicable)

Write something...

Number of Items Requiring Correction

Enter a number...

Supporting Documentation (e.g., photos, test results)

 Upload File

Regulatory Agency Approval Status

- Approved
- Pending
- Rejected

Post-Construction Monitoring & Adjustments

Tasks to monitor performance, identify areas for improvement, and make necessary adjustments to optimize operations.

Average Waste Processing Rate (tons/day)

Enter a number...

Energy Consumption (kWh/day)

Enter a number...

Water Usage (gallons/day)

Enter a number...

Date of Last Maintenance Check

Enter date...

Time of Last Operational Review

Overall Operational Performance

- Excellent
- Good
- Fair
- Needs Improvement

Detailed Observations & Issues Identified

Write something...

Supporting Documentation (e.g., performance reports)

 Upload File